

2011

PEDIATRIC OPHTHALMOLOGY



Head Office

AKRITI OCULOPLASTY LOGISTICS

8-1-284/OU/232 OU Colony,
Shaikpet, Hyderabad-500008,
Andhra Pradesh, India
Care : +91 995 954 1995,
+91 996 318 8447
Email : sales@akriti.co.in
oculoplasty.logistics@gmail.com

OCCLUDER AND DIFFUSER

CODE: 4877: - ADULT EYE PATCH,

THESE ARE EXTREMELY COMFORTABLE DUE TO THE FOAM EDGING. FOAM EDGING ALSO INSURES EXCELLENT OCCLUSION. THEY ARE DURABLE AND CAN BE USED OVER AND OVER WITH CAREFUL CLEANING. ADULT PATCHES ARE BLACK AND WHITE IN COLOR 2 13/16' X 1 15/16' (72MM X 50MM). CHILDREN'S PATCHES ARE BLACK AND WHITE IN COLOR 2 3/8' X 1 11/16' (6 CM X 4.5CM). MOISTURE CHAMBERS ARE THE SAME SIZES. THE MOISTURE CHAMBERS ARE CLEAR PLASTIC TO PERMIT OBSERVATION OF THE CONDITION OF THE EYE. CAUTION: THE FOAM EDGING IS LATEX



CODE: 4510: - BANGERTER OCCLUSION BAR

THE OCCLUSION BAR CAN BE USED DURING THE EXAM TO DETERMINE THE LEVEL OF OCCLUSION DESIRED. IT PROVIDES THE SAME 10 LEVELS OF OCCLUSION AS THE BANGERTER FOILS.



CODE: 90111.0: - BANGERTER OCCLUSION FOILS

BANGERTER OCCLUSION FOILS PROVIDES A SYSTEM OF GRADED FOILS TO EQUALIZE THE SPATIAL CONTRAST OF THE DOMINANT EYE TO THAT OF THE AMBLYOPTIC EYE. THEY CAN BE USED FOR BOTH PROPHYLACTIC AND THERAPEUTIC APPLICATIONS. IN PROPHYLACTIC USE, THE OCCLUDER CAN HELP PREVENT AMBLYOPIA, SUPPRESSION, AND ABNORMAL RETINAL CORRESPONDENCE. IN THERAPEUTIC USE, THEY CAN BE USED FOR AMBLYOPIA TREATMENT, ORTHOPTIC TREATMENT, DIPLOPIA, AND DIPLOPIA IN MONOCULAR APHAKIA (WITH <math><0.1</math>). THESE FOILS ARE DESIGNED FOR EASY ADHESION TO THE PATIENT'S GLASSES PLUS THEY ARE DISPOSABLE FOR CLEANLINESS. THE OCCLUSION BAR CAN BE USED DURING THE EXAM TO DETERMINE THE LEVEL OF OCCLUSION DESIRED. IT PROVIDES THE SAME 10 LEVELS OF OCCLUSION AS THE FOILS. NOTE: HIGHER THE NUMBER (0.3 TO 0.6) YIELDS GREATER VISUAL CLARITY. DISPOSABLE FOILS FOR CLEANLINESS AND LOW COST.



CODE: 12127: - CLIP-ON MULTI PINHOLE OCCLUDER,

THE ENTIRE AKRITI OCCLUDER FAMILY IS MOLDED FROM STRONG, LIGHTWEIGHT ABS PLASTIC, WITH AN EASY CLEANING GLOSS FINISH. OCCLUDERS ARE AVAILABLE IN BLACK OR WHITE, AND HAVE A STANDARD LENGTH OF 25CM. STATE-OF-THE-ART BONDING TECHNIQUE ENSURES GREATER DURABILITY.



CODE: 12128: - CLIP-ON OCCLUDER (NO HOLES)

THE ENTIRE AKRITI OCCLUDER FAMILY IS MOLDED FROM STRONG, LIGHTWEIGHT ABS PLASTIC, WITH AN EASY CLEANING GLOSS FINISH. OCCLUDERS ARE AVAILABLE IN BLACK OR WHITE, AND HAVE A STANDARD LENGTH OF 25CM. STATE-OF-THE-ART BONDING TECHNIQUE ENSURES GREATER DURABILITY.



CODE: 4580: - COMBO OCCLUDER ,

COMBINED MADDOX ROD, OCCLUDER, RED LENS, FIXATION TARGETS, 1MM AND 1.3MM MULTIPLE PINHOLES, MILLIMETER RULE, PD RULE, PALPEBRAL SCALE, AND CORNEAL SCALE. CONTAINS FIXATION TARGETS, INCLUDING ONE LETTER AND ONE SYMBOL .6MM, .8MM, 1.0MM, 1.6MM PLUS 2.0MM AND 2.5MM LETTERS.



CODE: 9008: - COVERLET EYE OCCLUDER

EYE OCCLUDER HAS A SPECIALLY CONSTRUCTED PAD FOR MORE EFFECTIVE OCCLUSION THERAPY, A LIGHT WEIGHT ELASTIC CLOTH FOR COMFORT AND A QUALITY ADHESIVE FOR SECURE FIT.



PRODUCT DESCRIPTION

2011

CODE: 12124: - DOUBLE MADDOX,

THE ENTIRE AKRITI OCCLUDER FAMILY IS MOLDED FROM STRONG, LIGHTWEIGHT ABS PLASTIC, WITH AN EASY CLEANING GLOSS FINISH. OCCLUDERS ARE AVAILABLE IN BLACK OR WHITE, AND HAVE A STANDARD LENGTH OF 25CM. STATE-OF-THE-ART BONDING TECHNIQUE ENSURES GREATER DURABILITY.



CODE: 4880 : - LARGE MOISTURE CHAMBER DEVICE,

THESE ARE EXTREMELY COMFORTABLE DUE TO THE FOAM EDGING. FOAM EDGING ALSO INSURES EXCELLENT OCCLUSION. THEY ARE DURABLE AND CAN BE USED OVER AND OVER WITH CAREFUL CLEANING. ADULT PATCHES ARE BLACK AND WHITE IN COLOR 2 13/16' X 1 15/16' (72MM X 50MM). CHILDREN'S PATCHES ARE BLACK AND WHITE IN COLOR 2 3/8' X 1 11/16' (6 CM X 4.5CM). MOISTURE CHAMBERS ARE THE SAME SIZES. THE MOISTURE CHAMBERS ARE CLEAR PLASTIC TO PERMIT OBSERVATION OF THE CONDITION OF THE EYE. CAUTION: THE FOAM EDGING IS LATEX



CODE: 44LBR: - LEAF STYLE CLIP-ON OCCULDERS ,

SOLD IN PACK OF 6 AVAILABLE IN BLACK & FLESH COLOR



CODE: 4569: - LORGNETTE PINHOLE OCCLUDER ,

THE LORGNETTE OCCLUDER IS HELD BY THE PATIENT, LEAVING THE PRACTITIONERS HANDS FREE. ALLOWS EITHER OF THE PATIENT'S LEFT OR RIGHT EYE TO BE QUICKLY OCCLUDED OR PRESENTED WITH A PINHOLE VIEW. IN ADDITION THE PINHOLE CAN BE FLIPPED OPEN TO GIVE THE PATIENT AN OPEN VIEW. SUITABLE FOR ANY AGE, EVEN CHILDREN CATCH ON QUICKLY. ATTACHED MULTIPLE PINHOLE OCCLUDER FLIPS DOWN ON DEMAND. ALSO CALLED A MASK OCCLUDER WITH PINHOLE AND TROTTER MODIFIED OCCLUDER.



CODE: 12130: - MULTI PINHOLE OCCLUDER,

THE ENTIRE AKRITI OCCLUDER FAMILY IS MOLDED FROM STRONG, LIGHTWEIGHT ABS PLASTIC, WITH AN EASY CLEANING GLOSS FINISH. OCCLUDERS ARE AVAILABLE IN BLACK OR WHITE, AND HAVE A STANDARD LENGTH OF 25CM. STATE-OF-THE-ART BONDING TECHNIQUE ENSURES GREATER DURABILITY.



CODE: 12129: - OCCLUDER - SINGLE PINHOLE

THE ENTIRE AKRITI OCCLUDER FAMILY IS MOLDED FROM STRONG, LIGHTWEIGHT ABS PLASTIC, WITH AN EASY CLEANING GLOSS FINISH. OCCLUDERS ARE AVAILABLE IN BLACK OR WHITE, AND HAVE A STANDARD LENGTH OF 25CM. STATE-OF-THE-ART BONDING TECHNIQUE ENSURES GREATER DURABILITY.



CODE: 12117: - OCCLUDER, LONG HANDLE, WHITE,

THE ENTIRE AKRITI OCCLUDER FAMILY IS MOLDED FROM STRONG, LIGHTWEIGHT ABS PLASTIC, WITH AN EASY CLEANING GLOSS FINISH. OCCLUDERS ARE AVAILABLE IN BLACK OR WHITE, AND HAVE A STANDARD LENGTH OF 25CM. STATE-OF-THE-ART BONDING TECHNIQUE ENSURES GREATER DURABILITY.



CODE: 4566: - RED MADDOX & RED LENS,

SHORT HANDLE OCCLUDERS ARE ABOUT 6 INCHES (15CM) LONG. LONG HANDLE OCCLUDERS ARE APPROXIMATELY 9 INCHES (23 CM) LONG MADDOX LINES PARALLEL TO HANDLE AND AT 90 DEGREE TO CENTER OF HANDLE



PRODUCT DESCRIPTION

2011

CODE: 12122: - RED MADDOX AND BLACK OCCLUDER,

SHORT HANDLE OCCLUDERS ARE ABOUT 6 INCHES (15CM) LONG. LONG HANDLE OCCLUDERS ARE APPROXIMATELY 9 INCHES (23 CM) LONG



CODE: 5052: - RED MADDOX LONG HANDLE,

SHORT HANDLE OCCLUDERS ARE ABOUT 6 INCHES (15CM) LONG. LONG HANDLE OCCLUDERS ARE APPROXIMATELY 9 INCHES (23 CM) LONG



CODE: 4560: - RED SINGLE ENDED OCCLUDER WITH 9' LONG HANDLE,

LONG HANDLE OCCLUDERS ARE APPROXIMATELY 9 INCHES (23 CM) LONG



CODE: 44RBR : - ROUND STYLE CLIP-ON OCCLUDERS ,

SOLD IN PACK OF 6 AVAILABLE IN BLACK & FLESH COLOR



CODE: 4520: - SINGLE ENDED OCCLUDERS BLACK - LONG HANDLE ,

SHORT HANDLE OCCLUDERS ARE ABOUT 6 INCHES (15CM) LONG. LONG HANDLE OCCLUDERS ARE APPROXIMATELY 9 INCHES (23 CM) LONG



CODE: 4521: - SINGLE ENDED OCCLUDERS WHITE - LONG HANDLE,

SHORT HANDLE OCCLUDERS ARE ABOUT 6 INCHES (15CM) LONG. LONG HANDLE OCCLUDERS ARE APPROXIMATELY 9 INCHES (23 CM) LONG



CODE: 4795: - SINGLE PINHOLE - LONG HANDLE,

SHORT HANDLE OCCLUDERS ARE ABOUT 6 INCHES (15CM) LONG. LONG HANDLE OCCLUDERS ARE APPROXIMATELY 9 INCHES (23 CM) LONG



CODE: 12131: - SPIELMANN CLIP-ON,

NEW SPIELMANN OCCLUDER ENABLES MORE ACCURATE VISUAL ACUITY AND COVER TEST PROCEDURES.



CODE: 12120: - SPIELMANN OCCLUDER,

AKRITI NEW SPIELMANN OCCLUDER ENABLES MORE ACCURATE VISUAL ACUITY AND COVER TEST PROCEDURES.



CODE: 4678: - VERY LIGHTLY FROSTED OCCLUDER,

THIS IS A VERY LIGHTLY FROSTED 20/200 OCCLUDER WITH LONG HANDLE DESIGNED TO PROVIDE OCCLUSION WHILE PERMITTING OBSERVATION OF THE EYE. HELPFUL TO DETERMINE IF ONLY ONE EYE IS DEVIATING. SIMILAR TO THE SPIELMANN PADDLE.



PRISMS

CODE: 5423: - EXPANSION PRISMS FOR HEMIANOPIC PATIENTS

PATIENTS SUFFERING FROM HEMIANOPIC SCOTOMA CAN OFTEN BE ASSISTED BY APPLICATION OF HORIZONTAL EXPANSION 40 DIOPTER PRISM SEGMENTS TO EXPAND THEIR VISUAL FIELD. THE PRISMS PROVIDE ABOUT 20° VISUAL FIELD EXPANSION INTO THE BLIND FIELD FOR DETECTION OF OBSTACLES. A STEP-BY-STEP FITTING GUIDE WAS COMPILED AFTER 2 YEARS OF RESEARCH WITH SCHEPENS EYE RESEARCH. CLINICAL TRIAL DEMONSTRATED ALMOST 50% OF PATIENTS CONTINUED TO USE THE EXPANSION PRISMS BECAUSE OF THE IMPROVEMENT ONE YEAR AFTER APPLICATION.



CODE: 4000: - FRESNEL TRIAL SETS

THESE PRISMS FIT STANDARD TRIAL FRAMES. THEY ARE MADE OF OPTICAL QUALITY ACRYLIC AND ARE LIGHTWEIGHT. EACH SET INCLUDES A DISPLAY BOX. THERE ARE TWO SETS AVAILABLE PROVIDING A FULL RANGE OF PRISMS. THE ADVANTAGE OF THESE PRISMS THAT IS THAT A PATIENT CAN WEAR THE PRISM WITH THE TRIAL FRAME WHILE IN THE OFFICE TO ALLOW THE PATIENT TO ADAPT TO THE USE OF THE PRISM. PATIENT FEEDBACK WILL BE MUCH BETTER COMPARED TO GETTING A QUICK PATIENT REACTION TO THE LOOSE PRISM HELD IN FRONT OF THE PROPOSED CORRECTION. HAND-HELD FRESNEL TRIAL SETS FOR OCCLUSION. FITS STANDARD TRIAL FRAMES. OPTICAL QUALITY. EACH MEASURES 38MM OD WITH A 31MM PRISM. (SOLD ONLY IN SETS. INCLUDES PLASTIC STORAGE BOX) THE NH SERIES ELIMINATES THE HAND TO PERMIT GREATER FREEDOM OF ROTATION.



CODE: 4673: - HAND HELD ROTARY PRISMS

THESE LARGE APERTURE ROTATING PRISMS PERMIT MORE FLEXIBILITY COMPARED TO YOUR PHOROPTER, ALLOWING TESTING IN FREESPACE. THE APERTURE IS A FULL 1 INCH (24MM). TWO VERSIONS ARE OFFERED: 20 PD AND 30 PD. ACCURATELY CALIBRATED DIAL SHOWS PRISM DIOPTER SELECTED.



CODE: 5026: - LOOSE PRISM SETS

THESE PRISMS ARE OF SUPERIOR QUALITY. IN A RECENT COMPETITIVE COMPARISON BY THE JOURNAL OF PAEDIATRIC OPHTHALMOLOGY AND STRABISMUS THEY NOTED THE FOLLOWING: **"IT IS IMPORTANT TO CONDUCT POLARIZED TESTING THROUGH PRISMS THAT ARE KNOWN NOT TO INTERFERE WITH POLARIZATION"**. THESE PRISMS APPEAR TO CAUSE THE LEAST (INTERFERING) EFFECT. ONLY THE RIGHT EYE'S TARGET WAS SEEN WHEN THE LEFT EYE WAS OCCLUDED. COMPETITIVE PRODUCTS YIELDED SIGNIFICANTLY REDUCED STEREOPSIS.



SET OF 16 INCLUDES 1/2, 1, 2, 4, 6, 8, 10, 15, 20, 25, 30, 35, 40, 45, AND 50 DIOPTER PLUS RED LENS. EACH MEASURES 37MM SQUARE.

SET OF 22 INCLUDES 1/2, 1, 2, 3, 4, 5, 6, 7, 8, 9, 10, 12, 14, 16, 18, 20, 25, 30, 35, 40, 45, AND 50 DIOPTER PLUS RED LENS. EACH MEASURES 37MM SQUARE.

CODE: 10101: - PRESS-ON OPTICS

PRESS-ON OPTICS CAN BE USEFUL IN THE TREATMENT OF THE FOLLOWING: * DIABETES MELLITUS - HELP WHILE NORMALIZING BLOOD SUGAR * POST CATARACT SURGERY - POST OPERATIVE STABILITY * LOW VISION -PROVIDE MAGNIFICATION * ACCOMMODATIVE ESOTROPIA - ADDRESS RESIDUAL NEAR DEVIATION * BIFOCALS - INITIAL ACCEPTANCE AND PLACEMENT * SUNGLASSES - ADD BIFOCALS * SPECIALTY - ADD CORRECTION TO MASKS, GOGGLES, AND SAFETY EQUIPMENT * HOBBIES AND SPORTS - ADD MID-DISTANCE CORRECTION



PRODUCT DESCRIPTION

2011

CODE: 125025: - PRESS-ON PRISM

PRESS-ON OPTICS CAN BE USEFUL IN THE TREATMENT OF THE FOLLOWING



CODE: AHB16: - PRISM BAR HORIZONTAL

AKRITI'S PLASTIC OPHTHALMIC PRISM BARS HAVE BEEN RE-ENGINEERED TO SOLVE THE PROBLEM OF BIREFRINGENCE WHICH CAN HINDER THEIR USE IN CERTAIN CLINICAL APPLICATIONS. OUR EXCLUSIVE MANUFACTURING PROCESS GREATLY REDUCES OPTICAL STRAIN, PRODUCING PRISMS THAT VIRTUALLY ELIMINATE CLINICAL BIREFRINGENT EFFECTS. PRISM BIREFRINGENCE CAN ADVERSELY AFFECT YOUR VECTOGRAPHIC TESTING BY DEGRADING TARGET CONTRAST (**IMAGE WASHOUT**), OR IN EXTREME CASES, BY REVERSING THE EYE THAT SEES THE TARGET (**VECTOGRAPHIC REVERSAL**). BIREFRINGENCE OCCURS IN ORDINARY PRISMS BECAUSE OF OPTICAL STRAIN WHICH IS DUE TO MINUTE MOLECULAR MISALIGNMENTS THAT OCCUR IN PLASTIC MANUFACTURING.



CODE: AHBVB16: - PRISM BAR SET

AKRITI PLASTIC OPHTHALMIC PRISM BARS HAVE BEEN RE-ENGINEERED TO SOLVE THE PROBLEM OF BIREFRINGENCE WHICH CAN HINDER THEIR USE IN CERTAIN CLINICAL APPLICATIONS. OUR EXCLUSIVE MANUFACTURING PROCESS GREATLY REDUCES OPTICAL STRAIN, PRODUCING PRISMS THAT VIRTUALLY ELIMINATE CLINICAL BIREFRINGENT EFFECTS. PRISM BIREFRINGENCE CAN ADVERSELY AFFECT YOUR VECTOGRAPHIC TESTING BY DEGRADING TARGET CONTRAST (**IMAGE WASHOUT**), OR IN EXTREME CASES, BY REVERSING THE EYE THAT SEES THE TARGET (**VECTOGRAPHIC REVERSAL**). BIREFRINGENCE OCCURS IN ORDINARY PRISMS BECAUSE OF OPTICAL STRAIN WHICH IS DUE TO MINUTE MOLECULAR MISALIGNMENTS THAT OCCUR IN PLASTIC MANUFACTURING.



CODE: AVB16: - PRISM BAR VERTICAL

AKRITI'S PLASTIC OPHTHALMIC PRISM BARS HAVE BEEN RE-ENGINEERED TO SOLVE THE PROBLEM OF BIREFRINGENCE WHICH CAN HINDER THEIR USE IN CERTAIN CLINICAL APPLICATIONS. OUR EXCLUSIVE MANUFACTURING PROCESS GREATLY REDUCES OPTICAL STRAIN, PRODUCING PRISMS THAT VIRTUALLY ELIMINATE CLINICAL BIREFRINGENT EFFECTS. PRISM BIREFRINGENCE CAN ADVERSELY AFFECT YOUR VECTOGRAPHIC TESTING BY DEGRADING TARGET CONTRAST (**IMAGE WASHOUT**), OR IN EXTREME CASES, BY REVERSING THE EYE THAT SEES THE TARGET (**VECTOGRAPHIC REVERSAL**). BIREFRINGENCE OCCURS IN ORDINARY PRISMS BECAUSE OF OPTICAL STRAIN WHICH IS DUE TO MINUTE MOLECULAR MISALIGNMENTS THAT OCCUR IN PLASTIC MANUFACTURING.



CODE: 4671: - STAINLESS STEEL STICK MOUNTED 16 PC PRISM SET

THESE PRISMS ARE MOUNTED ON A STAINLESS STEEL STICK TO MAKE PRESENTATION EASIER AND MORE SANITARY. PRISMS ARE 37MM SQUARE. AVAILABLE AS A SET OR INDIVIDUALLY: SET INCLUDES: RED, PLUS ½, 1, 2, 4, 6, 8, 10, 12, 15, 20, 25, 30, 35, 40, 45 AND 50 DIOPTRER IN A WOODEN STORAGE BOX.



PRODUCT DESCRIPTION

2011

CODE: 4777: - VERGENCE FACILITY PRISM

QUICK SCREEN FOR BINOCULAR VISION. USE TO GET THE PATIENT TO CYCLE BETWEEN THE TWO PRISMS UP TO 15 CYCLES PER MINUTE. USE AT 16 INCHES (40CM) WITH 20/30 NEAR POINT LINE. PRISMS ARE 12D BO AND 3D BI AND 1 ½ INCH HIGH (38MM).



CODE: BV261: - LENS RACK SET,

RETINOSCOPY RACK SET: 4 RACK RETINOSCOPY LENS SET IN WOODEN BOX THESE LENS BARS ARE NOT ONLY GREAT LOOKING BUT ALLOWS YOU TO MAKE A QUICK REFRACTION WHEN USED IN CONJUNCTION WITH YOUR RETINOSCOPE. CONTENT: FOUR WOODEN RACKS WITH A TOTAL OF 28 LENSES 0.50, 1.00, 1.50, 2.00, 2.50, 3.00, 3.50, 4.00, 5.00, 6.00, 7.00, 8.00, 9.00, 12.00D



PEDIATRIC OPHTHALMOLOGY UTILITIES

CODE: 34670: - BAGOLINI STRIATED LENS

USES THE POWER OF FUSION (IN A HETEROPHORIC SUBJECT) AND TO ELIMINATE SUPPRESSION BY APPROPRIATE EXERCISES UNTIL SPONTANEOUS DIPLOPIA. EXAMINES THE SENSORY STATE OF THE SQUINTING PATIENT: AS THE QUANTITY CHANGES, THE DISSOCIATING EFFECT IS EVEN MORE EVIDENT.



CODE: 15150: - BERENS ACCOMMODATION RULER

MADE OF STURDY WHITE PLASTIC WITH 10 MM SQUARE BLACK FIGURES.



CODE: 15201: - BERENS ACCOMMODATION RULER SET(12 ADDITIONALCARD)

MADE OF STURDY WHITE PLASTIC WITH 10 MM SQUARE BLACK FIGURES.



PRODUCT DESCRIPTION

CODE: 1270025: - CONFIRMATION FLIPPERS

CONFIRMATION FLIPPER WITH + AND - LENSES



CODE: 4902: - EMPTY FLIPPER HANDLE

THESE EMPTY FLIPPERS CAN BE USED TO MOUNT YOUR LENSES. FOR STANDARD 39MM LENSES.



CODE: 5016: - EMPTY STAND FOR 6 & 12 FLIPPERS (ACRYLIC)

EMPTY STAND FOR 6 FLIPPERS (ACRYLIC)



CODE: 4842R: - FIVE INCH LETTER 'E'

THIS STURDY LETTER E IS MAROON ON ONE SIDE AND BLACK ON THE OTHER AND IS FIVE INCHES SQUARE.



CODE: 4948: - FLIPPER POUCHES

PROVIDES SCRATCH-FREE STORAGE. VELCRO FLAP. NYLON. LETS HANDLE STICK OUT FOR EASY STORAGE.



PRODUCT DESCRIPTION

2011

CODE: FC-KIT: - FRESNEL CLEANING KIT

THE SECRET IS THE CLOTH, A LINT-FREE MICRO FIBER CLOTH THAT CAN REACH INTO THE SMALL DEEP GROOVES



CODE: 4614R: - FUN FRAME ANAGLYPH (RED/GREEN) GLASSES

AVAILABLE PATTERNS: BUTTERFLY 4612R HORSE 4613 PARROT 4614R TIGER 4615R



CODE: 5160R: - FUN FRAME HYPEROPIA LENSES

AVAILABLE PATTERNS: BUTTERFLY 4612R HORSE 4613 PARROT 4614R TIGER 4615R POWER AVAILABLE +1.50D, +1.75D, +2.00D, +2.25D, +2.50D, +3.00D



CODE: 4608R: - FUN FRAME OCCLUDING GLASSES

CHOICE OF FOUR FUN FRAMES: BUTTERFLY, HORSE, PARROT, OR TIGER. BOTH OCCLUDER FRAMES MUST BE THE SAME ANIMAL. THESE FUN COVERED FRAMES ARE MORE COLORFUL THAN SHOWN HERE AND THEY ARE SURPRISINGLY DURABLE! TWO PAIR OF GLASSES PER SET ONE FOR LEFT EYE OCCLUDING, ONE FOR RIGHT EYE OCCLUDING. AVAILABLE PATTERNS: BUTTERFLY 4608R HORSE 4609R PARROT 4610R TIGER 4611R



CODE: 4604R: - FUN FRAME POLARIZED GLASSES

POLARIZED GLASSE AVAILABLE PATTERNS: BUTTERFLY 4604R HORSE 4620R PARROT 4621R TIGER 4607R



CODE: 4910R: - FUN FRAME RETINOSCOPY EXAM AIDS

GETTING KIDS TO WEAR THESE FUN FRAMES IS A MUCH EASIER



PRODUCT DESCRIPTION

2011

CODE: 4680R: - PEDIATRIC FUN FRAME EXAM SET

SAVE 10% ORDER A COMPLETE EXAM SET OF GLASSES THAT INCLUDES POLARIZED, OCCLUDER SET, ANAGLYPH (RED/GREEN) AND +1.5 RETINOSCOPY WITH CLIP-ON OCCLUDER ALL MOUNTED IN ASSORTED ANIMALS



CODE: 4724R: - PEDIATRIC TRIAL FRAME SET BLUE -5317R,

PD SIZES INCLUDED: 52, 54, 56, 58 & 60 MM, PD 52, 54 & 56 ARE ABLE TO HOLD 3 LENSES IN THE FRONT - ALL OTHER FRAME SIZES ARE ABLE TO HOLD A 4TH LENS BEHIND THE FRAME.



CODE: 4723R: - TRIAL FRAME SETS-ADULT 5322R

TRIAL FRAME SETS 5 FRAMES PER SET. ADULT OR PEDIATRIC SIZES
GRAY PD SIZES INCLUDED: 62, 64, 66, 68, & 70 MM NOTE: PD 52, 54 & 56 ARE ABLE TO HOLD 3 LENSES IN THE FRONT - ALL OTHER FRAME SIZES ARE ABLE TO HOLD A 4TH LENS BEHIND THE FRAME.




CODE: 4518C: - HRR PEDIATRIC MATCHING KIT

THIS KIT CONSISTS OF A 'MATCHING CARD', THREE HRR SYMBOL CARDS AND INSTRUCTIONS.



CODE: 2306: - ILLITERATE 'E' NEAR POINT CARD

ILLITERATE 'E' IN LOGMAR INCREMENTS FROM 8M (6/120, 20/400 EQUIV, .050) TO .20M (6/3, 20/10 EQUIV, 2.00) USED AT 16 INCHES (40CM). MEASURES 7'X9' (18X23 CM). FOR 40 MONTHS TO 7 YEARS.



PRODUCT DESCRIPTION

2011

CODE: FS1B1: - JACK-IN-THE-BOX LENTICULAR STICK

DOUBLE SIDED PLASTIC FIXATION STICK WITH JACK IN THE BOX AND FLY EACH OF WHICH MOVES WHEN YOU WAVE THE STICK.



CODE: FS3: - KAY PICTURE FIXATION STICKS (SET OF 3)

DOUBLE SIDED PLASTIC FIXATION STICKS WILL LAST A LONG TIME AND PROVE TO BE EXCELLENT ATTENTION GETTERS. EACH STICK HAS 3 OR 4 PICTURES IN COLOR PLUS LETTERS. KIT INCLUDES THREE DIFFERENT STICKS. STICKS ARE PRINTED ON PLASTIC AND ARE 6' X 1 ¼'. 18 MONTHS TO 8 YEARS.



CODE: 4480: - LANG FIXATION CUBES - WHITE OR RED,

COLORFUL CUBES ARE PRINTED WITH FOUR EYE CATCHING FIGURES, ONE ON EACH SIDE. MADE WITH MOLDED PLASTIC AND ARE ½' (12MM) SQUARE. HANDLES ARE 6' (15CM) LONG. 18 MONTHS TO 8 YEARS



CODE: 5262: - LANG RED HANDLE FIXATION CUBE

COLORFUL CUBES ARE PRINTED WITH FOUR EYE CATCHING FIGURES, ONE ON EACH SIDE. MADE WITH MOLDED PLASTIC AND ARE ½' (12MM) SQUARE. HANDLES ARE 6' (15CM) LONG. 18 MONTHS TO 8 YEARS

CODE: 4479: - LANG FIXATION STICK,

COLORFUL DOUBLE SIDED PLASTIC FIXATION STICKS DESIGNED BY DR LANG. ONE SIDE HAS EIGHT COLORFUL PICTURES. THE OTHER HAS NUMBERS IN VARIOUS NEAR POINT SIZES. STYRENE PLASTIC 6' BY ½'.



CODE: 4536: - PEDIATRIC FIXATION STICK SET

THIS SET OF 3 STICKS ARE PRINTED ON BOTH SIDES TO PROVIDE A TOTAL OF 6 COLOR FIGURES. MADE OF STYRENE AND IN FULL COLOR FOR YEARS OF SERVICE. STICKS ARE ¾' BY 5.85' (2 CM X 15CM). PHOTO ONLY SHOWS THE COLORFUL END CHARACTERS.



PRODUCT DESCRIPTION

2011

CODE: 5374: - THREE KAY PEDIATRIC FIXATION STICKS

SET OF 3 KAY PEDIATRIC FIXATION STICKS. SIMILAR TO FS3 SET. 6' LONG IN A PACK OF 3. COLOR ANIMALS ON EACH END.



CODE: SGR-283-C: - CATFORD DRUM,

IT HAS BEEN PROBLEMATIC TO DECIDE HOW MUCH A BABY OR YOUNG CHILD CAN SEE; A SUBJECT FOR SPECULATION FOR MANY YEARS. IN THE YOUNG, WHERE SUBJECTIVE RESULTS ARE UNOBTAINABLE OR UNRELIABLE, A METHOD OF OBJECTIVE EXAMINATION MUST BE USED.



CODE: KPTN1: - KAY PICTURES NEAR POINT CARD

THIS NEW NEAR VISION TEST CARD PROVIDES 7 LINES USING 22 EASILY RECOGNIZABLE PEDIATRIC FIGURES SUCH AS FISH, HOUSE, CLOCK, DUCK ETC. LINES COVERED INCLUDE 6/60 DOWN TO 6/6. FIGURES DESIGNED USING SNELLEN PRINCIPLES AND ARE ACCURATE TO WITHIN ONE LINE OF SNELLEN ACUITY. INTENDED FOR USE AT 13' (33 CM). CARD IS 5 1/2' X 7 3/4'. PRINTED ON WHITE STYRENE FOR EASY CLEANING. 2 TO 5 YEARS OLD



CODE: 15199: - CLIP-ON TEST CARD,

NEW COMPUTER SCREEN CLIP-ON TEST CARD FACILITATES VISION TESTING AT THE EXACT DISTANCE AND HEIGHT THAT PATIENTS ARE APT TO USE COMPUTER MONITORS.



CODE: KPTS: - KAY PICTURES SCREENING BOOK SET

INSTEAD OF 22 FIGURES, THE SCREENING BOOK USES 4 OR 8 FIGURES FROM ORIGINAL DESIGN WITH MATCHING CARD FOR THOSE CHILDREN WITH LANGUAGE DELAY OR SHYNESS. SET SUPPORTS 33MM NEAR VISION AND BOTH 3 AND 6M TESTING. MATCHING PICTURES USUALLY POSSIBLE BY 30 MONTHS. RECORD VISION AS THE SMALLEST SIZE MATCHED SUCCESSFULLY. THE KAY PICTURES SCREENING BOOK SET INCLUDES DISTANCE TEST BOOK, NEAR TEST CARD AND TWO KEY CARDS MEASURES ACUITY FROM 200 TO 10 FEET (60M TO 3M). 2 TO 5 YEARS OLD



PRODUCT DESCRIPTION

CODE: KPTN2 : - KAY PICTURES SCREENING NEAR VISION TEST CARD

INSTEAD OF 22 FIGURES, THE SCREENING BOOK USES 4 OR 8 FIGURES FROM ORIGINAL DESIGN WITH MATCHING CARD FOR THOSE CHILDREN WITH LANGUAGE DELAY OR SHYNESS. SET SUPPORTS 33MM NEAR VISION AND BOTH 3 AND 6M TESTING. MATCHING PICTURES USUALLY POSSIBLE BY 30 MONTHS. RECORD VISION AS THE SMALLEST SIZE MATCHED SUCCESSFULLY. THE KAY PICTURES SCREENING BOOK SET INCLUDES DISTANCE TEST BOOK, NEAR TEST CARD AND TWO KEY CARDS MEASURES ACUITY FROM 200 TO 10 FEET (60M TO 3M). 2 TO 5 YEARS OLD



CODE: 400001: - CROWDED PRE-SCHOOL TEST

PRE-SCHOOL SIGHT LEA SYMBOLS AND HOTV SCREENING SYSTEM. INCLUDES 1 METER TEST DISTANCE, INCLUDES CHART INSTRUCTIONS, RECORDING FORM, RESPONSE KEY AND FLASH CARDS. 13 PAGES



CODE: 4934: - CAMBRIDGE ACUITY SET

DEVELOPED BY THE VISUAL DEVELOPMENT UNIT AT CAMBRIDGE UNIVERSITY, UK




CODE: 258000: - COLENBRANDER LOW VISION CHART SET

COLENBRANDER LOW VISION CHART. FOR USE AT 40 INCHES (1M). 16X21.5 IN (41X55CM), FOLDS, WITH LEA SYMBOLS, 20/1000 TO 20/20.



CODE: 724000: - DR GOOD'S READING CARD

FIRST GRADE WORDS LINE SIZES FROM 20/160 TO 20/20 (6/48 TO 6/6) EQUIVALENT. 5.5' X 8' (14 CM X 20.3 CM).



PRODUCT DESCRIPTION

2011

CODE: 4787: - DR RICHMAN'S FACE DOT TEST

SET OF THREE PADDLES USED TO DETERMINE ACUITY IN VERY YOUNG CHILDREN 12 MONTHS TO 3 YEARS OLD



CODE: 4859: - MADDOX WING

QUICK AND EFFICIENT NEAR TEST FOR NEAR HETEROPHORIA HORIZONTAL AND VERTICAL DEVIATIONS PLUS CYDOPHORIA.



CODE: MYI-PATCH: - MYI™ OCCLUSION EYE PATCH
PEEK FREE



CODE: 260200: - PEDIATRIC/LOW VISION FARNSWORTH D15

THIS PEDIATRIC LARGE STIMULUS COLOR FARNSWORTH TEST PROVIDES TWO SETS OF TEST CAPS WHICH ARE 1.3' (3.3CM) IN DIAMETER. DOUBLE SET OF DISCS PERMIT A 'MATCHING'. INCLUDES REDUCTION RINGS



CODE: 1370: - PRISM FLIPPERS

PRISM FLIPPER 2D BASE IN/OUT PRISM FLIPPER 3D BASE IN/OUT PRISM FLIPPER 4D BASE IN/OUT PRISM FLIPPER 6D BASE IN/OUT PRISM FLIPPER 8D BASE IN/OUT PRISM FLIPPER 2D BASE UP/DOWN



PRODUCT DESCRIPTION

2011

CODE: 5378: - RAF RULER

RAF RULER TO MEASURE NEAR POINT CONVERGENCE



CODE: 4944: - REVERSING POLARIZED FLIPPERS

AN IDEA SO SIMPLE WE'RE ONLY SORRY WE DIDN'T THINK OF IT! A CUSTOMER ASKED IF WE COULD COMBINE POLARIZED AND RED/GREEN STEREO LENSES INTO ONE FLIPPER. WE DID AND THE CONVENIENCE IS OBVIOUS. USE THE RED/GREEN FOR THE WORTH 4 DOT OR OTHER ANAGLYPH (RED/GREEN) TEST THEN FLIP TO POLARIZED LENSES FOR STEREO FLY.




CODE: 4943: - REVERSING RED/GREEN FLIPPERS

RED/GREEN ON TOP AND GREEN/RED ON THE BOTTOM. OR, ALTERNATING POLARIZED LENSES. USE FOR VECTOGRAMS AND TRANAGLYPHS TO REVERSE BI/BO DEMANDS.



CODE: ST-OCC: - SPIELMANN TRANSLUCENT OCCLUSION PADDLE

AN OPAQUE OCCLUDER ON HANDLE FOR COVER TESTING.



CODE: 4884: - STEREO FLIPPERS (POLARIZED AND RED/GREEN)

AN IDEA SO SIMPLE WE'RE ONLY SORRY WE DIDN'T THINK OF IT.



CODE: 007X: - LANG-STEREOTEST II

THE LANG STEREOTEST WAS CREATED TO SIMPLIFY STEREOPSIS SCREENING IN CHILDREN. IT IS BASED ON TWO PRINCIPLES: RANDOM DOTS AND CYLINDRICAL GRATINGS. RANDOM DOTS OF JULES ARE CURRENTLY USED IN STEREOGRAMS. WHEN SEEN MONOCULARLY, THEY DO NOT PROVIDE FORM CUES, WHEREAS IN BINOCULAR VISION STEREOSCOPIC FORMS ARE RECOGNIZED. THE DISADVANTAGE OF MOST RANDOM DOTS IS THAT THEY REQUIRE RED/GREEN OR POLARIZED GLASSES.



CODE: 5300: - LOW VISION RANDOM DOT E DEPTH PERCEPTION TEST

FOR THE FIRST TIME - AVAILABLE IN STANDARD AND LOW VISION VERSIONS! RANDOM DOT E DEPTH PERCEPTION SCREENER FOR EARLY NONREADERS AND NON-VERBAL CHILDREN: *IMPROVED PLASTIC FRAMES *AVAILABLE FOR STANDARD ACUITY (20/90 MINIMUM) OR NEW LOW VISION RANDOM DOT E VERSION PERMITS RESOLUTION UP TO 20/200 ACUITY



CODE: 5280: - STEREO FLY AND STEREO BUTTERFLY WITH LEA SYMBOLS

THESE NEW POLARIZED STEREO TESTS HAVE BEEN DEVELOPED AND TESTED BY THE SAME TEAM THAT HAS LONG PUBLISHED THE VARIOUS INSECT POLARIZED TESTS, HOWEVER, THESE NEW VERSIONS HAVE SOME VERY IMPORTANT NEW FEATURES AS SHOWN. THEY EACH COME WITH A HIGH QUALITY PAIR OF STEREO GLASSES.



CODE: 5279: - STEREO FLY WITH LEA SYMBOLS

THESE NEW POLARIZED STEREO TESTS HAVE BEEN DEVELOPED AND TESTED BY THE SAME TEAM THAT HAS LONG PUBLISHED THE VARIOUS INSECT POLARIZED TESTS, HOWEVER, THESE NEW VERSIONS HAVE SOME VERY IMPORTANT NEW FEATURES AS SHOWN. THEY EACH COME WITH A HIGH QUALITY PAIR OF STEREO GLASSES.



CODE: 5278: - RANDOM DOT E TEST

FOR THE FIRST TIME - AVAILABLE IN STANDARD AND LOW VISION VERSIONS! RANDOM DOT E DEPTH PERCEPTION SCREENER FOR EARLY NONREADERS AND NON-VERBAL CHILDREN: *IMPROVED PLASTIC FRAMES *AVAILABLE FOR STANDARD ACUITY (20/90 MINIMUM) OR NEW LOW VISION RANDOM DOT E VERSION PERMITS RESOLUTION UP TO 20/200 ACUITY



CODE: 5277: - RANDOM DOT TEST WITH LEA SYMBOLS

THESE NEW POLARIZED STEREO TESTS HAVE BEEN DEVELOPED AND TESTED BY THE SAME TEAM THAT HAS LONG PUBLISHED THE VARIOUS INSECT POLARIZED TESTS, HOWEVER, THESE NEW VERSIONS HAVE SOME VERY IMPORTANT NEW FEATURES AS SHOWN. THEY EACH COME WITH A HIGH QUALITY PAIR OF STEREO GLASSES.



CODE: FD2: - FRISBY DISTANCE STEREOTESTS

ALL FRISBY STEREOTESTS PRESENT 'REAL DEPTH' OBJECTS VIEWED WITH NATURAL VISION



CODE: 5239: - DISTANCE RANDOT STEREO TEST

THE DISTANCE RANDOT® STEREO TEST IS INTENDED FOR ASSESSMENT OF STRABISMUS, AMBLYOPIA, AND INTERMITTENT EXOTROPIA.



PRODUCT DESCRIPTION

2011

CODE: 1380: - AWAYA STEREO TEST BOOK

THE AWAYA STEREO TEST WAS DEVELOPED BY DR SHINOBU AWAYA, MD FROM NAGOYA UNIVERSITY IN JAPAN.



CODE: 35.010: - SYNOPTOPHORE

OFFERS A MULTI FEATURED SYNOPTOPHORE FOR THE DIAGNOSIS AND TREATMENT OF SQUINT DISEASES. A BUILT IN AFTER IMAGE DEVICE EMPLOYS THE SPECIAL PAIR OF AFTER IMAGE SLIDES PROVIDED. ABNORMAL RETINAL CORRESPONDENCE CAN BE DETECTED BY USING THESE SLIDES, COUPLED WITH THE INTENSE LIGHT SOURCE OBTAINED BY ROTATING A SWITCH ON THE BASE. ALL MODELS FEATURE WITH A WIDE I.P.D. RANGE. CHINREST MOVEMENT SUITABLE FOR PATIENTS OF ALL AGES; BREATH SHIELD; DOWN WARD SLOPING ENDLESS FOR THE TINIEST OF CHILDREN'S EASILY CLEANED OPTICAL TUBES; LARGE EASILY READ SCALES; AN INTERNAL TRANSFORMERS AND VOLTAGE SELECTOR.



CODE: TAC-II: - TELLER ACUITY CARDS

INFANT VISION SCREENING-TELLER ACUITY TEST FOR PAEDIATRIC VISUAL ACUITY
HALF SET- 8 CARDS
FULL SET- 17 CARDS



CODE: SNT-315-R: - SHERIDAN GARDINER ORTHOPTIC BOOK

SHERIDAN GARDINER ORTHOPTIC BOOK 6/60 TO 6/18 (RED COVER)



CODE: 4796: - OPTOKINETIC DRUM

ACCURATELY TESTS FOR NYSTAGMUS WHEN ROTATED AT 8-10 RPM. DRUMS ARE 10' HIGH BY 8' DIAMETER. LIGHT WEIGHT DRUM OF PROFESSIONAL QUALITY WITH BALL BEARINGS FOR EFFORTLESS SPIN MECHANISM. STANDARD BLACK AND WHITE STRIPED DRUM FOR USE 24 TO 30 ' FROM PATIENT.



PRODUCT DESCRIPTION

2011

CODE: 254600: - LEA MAILBOX TEST

LEA MAIL BOX TEST FOR HAND EYE COORDINATION



CODE: 800737: - LEA NUMBER CHART FOR 12FT

LEA NUMBER CHART FOR PEDIATRIC GROUP



CODE: 254600-01: - LEA RECTANGLES TEST

LEA RECTANGLES - 10 COLORED CHIPS (5 BLACK, 5 GRAY) IN FIVE SIZES WITH A TOTAL AREA OF 4' (10.16 CM) EACH. USED WITH CHILDREN UNDER 3 YEARS OLD TO ACCESS VISUAL SKILLS



CODE: 800721: - LEA SYMBOL 10FT CHART FOR PROFESSIONAL CABINET

CHART ONLY DISTANCE CHART, LEA SYMBOL, 10 FEET, 10' X 18',CHART ONLY. FOR PROFESSIONAL CABINET.



CODE: 800722: - LEA SYMBOL 10FT CHART SET FOR PROFESSIONAL CABIN

FOR PROFESSIONAL CABINET



CODE: 252401: - LEA SYMBOL 13 LINE TRANSLUCENT CHART ONLY

LEA SYMBOL 13 LINE TRANSLUCENT DISTANCE CHART, 9'X14', FOR USE AT 10 FT (3M).



PRODUCT DESCRIPTION

2011

CODE: 252400: - LEA SYMBOL 13 LINE TRANSLUCENT CHART SET

LEA SYMBOL 13 LINE TRANSLUCENT DISTANCE CHART SET, 9'X14', FOR USE AT 10 FT (3M). COMPLETE SET INCLUDES RESPONSE KEY, FLASH CARDS AND INSTRUCTIONS




CODE: 250300: - LEA SYMBOL 15 LINE ETDRS DISTANCE CHART SET

15 LINE ETDRS STYLE LEA SYMBOLS TRANSLUCENT DISTANCE CHART SET, PROPORTIONALLY SPACED 20/200 TO 20/8 (6/60 TO 6/2.4), 24.5' X 25.5' WITH RESPONSE KEY AND FLASH CARDS



CODE: 251800 : - LEA SYMBOL FLASH CARDS

ONE OF EACH OF 4 SYMBOLS - USED TO FAMILIARIZE CHILDREN WITH SYMBOLS AND TO PROVIDE NONVERBAL AND SHY CHILDREN AN OPPORTUNITY TO RESPOND BY POINTING OR MATCHING.



CODE: 251700: - LEA SYMBOL RESPONSE KEY

USED TO FAMILIARIZE CHILDREN WITH LEA SYMBOLS AND TO PROVIDE NONVERBAL AND SHY CHILDREN AN OPPORTUNITY TO RESPOND BY POINTING OR MATCHING. CARD WITH 4 LEA SYMBOLS ONLY




CODE: 252700: - LEA SYMBOL SINGLE PRESENTATION FLASH CARDS

THIS SET WAS DESIGNED FOR TESTING DISTANCE VISUAL ACUITY IN CHILDREN AND ADULTS WHO HAVE DIFFICULTY BEING TESTED WITH A VISUAL ACUITY CHART, THE CROWDED SYMBOL BOOK TEST, OR THE SINGLE SYMBOL BOOK TEST. 4' X 5' (10 CM X 12.7 CM) TO 5' X 5' (12.7 CM X 12.7 CM). 30 CARDS PER SET.



CODE: 800724: - LEA SYMBOL TRANSLUCENT 20FT CHART SET

CHART SET LEA SYMBOLS CHART SET, 11 LINE, FOR 20 FEET (6 METER) TESTING 10' X 18' TRANSLUCENT. COMPLETE SET INCLUDES RESPONSE KEY, FLASH CARDS AND INSTRUCTIONS



PRODUCT DESCRIPTION

2011


CODE: 400002: - UNCROWDED PRE-SCHOOL TEST

PRE-SCHOOL SIGHT LEA SYMBOLS AND HOTV SCREENING SYSTEM. INCLUDES 1 METER TEST DISTANCE, INCLUDES CHART INSTRUCTIONS, RECORDING FORM, RESPONSE KEY AND FLASH CARDS. 13 PAGES



CODE: 4624: - WESSON FIXATION DISPARITY CARD

THE WESSON FIXATION DISPARITY CARD CAN BE USED TO MEASURE FIXATION DISPARITY OR ACCOMMODATIVE LAG. THE CARD YIELDS CLINICALLY ACCURATE ESTIMATES OF SEVERAL KEY PARAMETERS INVOLVED IN MEASUREMENTS OF THESE FUNCTIONS. TESTING IS QUICK AND EXTENSIVE USE HAS SHOWN THE RESULTS TO BE RELIABLE OVER TIME.



CODE: 4668: - WORTH 4 DOT TEST

THE WORTH DOT TEST IS USED TO ASSESS A PATIENT'S FLAT FUSIONAL ABILITY WHICH IS INDICATED ANY TIME STEREOPSIS FALLS BETWEEN (50) SEC OF ARC AND THOSE PATIENTS WITH SUSPECTED STRABISMUS AND ON PRESCHOOL CHILDREN.



CODE: 4726: - WORTH FOUR DOT SET WITH METAL ANAGLYPH GLASSES

THE WORTH DOT TEST IS USED TO ASSESS A PATIENT'S FLAT FUSIONAL ABILITY WHICH IS INDICATED ANY TIME STEREOPSIS FALLS BETWEEN (50) SEC OF ARC AND THOSE PATIENTS WITH SUSPECTED STRABISMUS AND ON PRESCHOOL CHILDREN.



CODE: 955R: - ANAGLYPH (RED/GREEN) GLASSES,

NON-REVERSIBLE RED/GREEN GLASSES. (RED-LEFT, GREEN-RIGHT) INCLUDES POUCH



CODE: 5206: - LEA SYMBOLS SUPPRESSION TEST

FOR EXAMS WHERE THE CHILD HAS BECOME FAMILIAR WITH THE LEA SYMBOLS® THE NEW LEA SYMBOLS SUPPRESSION TEST PROVIDES THE WORTH 4 DOT TYPE TEST USING LEA SYMBOLS AS THE TARGETS.



COLOR VISION CHARTS

PRODUCT DESCRIPTION

CODE: 1004: - CITY UNIVERSITY COLOR TEST ,
THIS TEST WAS DEVELOPED BY CITY UNIVERSITY IN LONDON



CODE: 12134: - COLOR DEFICIENCY AID,
THIS POCKET RED FILTER IS DESIGNED TO ASSIST PATIENTS WITH RED-GREEN COLOR DEFICIENCIES IN THEIR DAY-TO-DAY ACTIVITIES.



CODE: CVTE: - COLOUR VISION TESTING MADE EASY

PAEDIATRIC PSEUDOISCHROMATIC COLOUR VISION TEST FOR PRE-SCHOOL CHILDREN. 100% ISHIHARA COMPATIBLE. SUITABLE FROM 36 MONTHS.



CODE: 4428B : - FARNSWORTH D15 OR LANTHONY LD15 LAMINATED SCORE CA,

THIS PEDIATRIC LARGE STIMULUS COLOR FARNSWORTH TEST PROVIDES TWO SETS OF TEST CAPS WHICH ARE 1.3' (3.3CM) IN DIAMETER. DOUBLE SET OF DISCS PERMIT A 'MATCHING'. INCLUDES REDUCTION RINGS



CODE: 101311: - LANTHONY 40 HUE TEST SCORE SHEETS..(PAD OF 100)

THIS IS A REDUCED FORM OF THE 100 HUE TEST. THE 40 HUE TEST IS, OBVIOUSLY, QUICKER TO ADMINISTER. IT PROVIDES EXTENSIVE CHROMATIC SENSITIVITY AND GIVES A QUANTITATIVE SCORE. KIT INCLUDES 100 SCORE PADS



CODE: 4420R: - CREAMER COLOR BLINDNESS QUICK TEST CHART,
THIS IS AN EASY TO USE COLOR BLINDNESS CHART DEVELOPED BY J.J. CREAMER, M.D.



CODE: 5247: - DVORINE PSEUDOISCHROMATIC PLATES ,
DEVELOPED BY ISRAEL DVORINE. NEW CATALOGUE NO 158100808



PRODUCT DESCRIPTION

CODE: FD15C: - FARNSWORTH D15 TEST,

FARNSWORTH DICHOTOMOUS TESTING SETS ARE DESIGNED TO INDICATE COLOR DEFICIENCY QUICKLY AND EASILY. THE FARNSWORTH D15 TEST IS USED TO SEPARATE MEDIUM AND STRONG COLOR DEFECT VS NORMAL.



CODE: 13396BYC: - HRR SUBSET BOOK FOR BLUE/YELLOW ,

HRR 4TH EDITION SUBSETS PROVIDE SEPARATE TESTS WHICH ARE A SUBSET OF THE COMPLETE HRR 4TH EDITION



CODE: 13396RGC: - HRR SUBSET BOOK FOR RED/GREEN ,

HRR 4TH EDITION SUBSETS PROVIDE SEPARATE TESTS WHICH ARE A SUBSET OF THE COMPLETE.



CODE: OH00042: - ISHIHARA 38 PLATE COLOR VISION TESTING SET ,
SUITABLE FOR SCREENING PURPOSES.



CODE: 13396LMR: - LAMINATED HRR 4TH EDITION, INCLUDES OCCLUDING GLA,
THE HRR COLOR TEST IS IDEAL FOR PEDIATRIC TESTING OF CONGENITAL COLOR DEFICIENCIES.




PRODUCT DESCRIPTION

2011

CODE: 105910: - LANTHONY TRITAN ALBUM,

THE OBJECT OF THE TRITAN ALBUM IS TO FACILITATE THE QUALITATIVE DIAGNOSIS AND QUANTITATIVE EVALUATION OF BLUE-YELLOW DYSCHROMATOPSIA. SPECIAL ORDER, PRICE ON REQUEST



CODE: 4541R: - MAGNETIC FARNSWORTH 100 HUE TEST,

FOR MANY YEARS, ANYONE ADMINISTERING THE FARNSWORTH D15, LANTHONY DESATURATED OR FARNSWORTH 100 HUE TESTS HAVE COMPLAINED ABOUT HOW PATIENTS CANNOT AVOID TOUCHING THE COLOR DISCS. FURTHER, THE DISCS ARE VERY EASY TO LOSE, RESULTING WITH TEST KITS BECOMING COMPROMISED.



CODE: 4528C: - MAGNETIC FARNSWORTH AND LANTHONY TESTS ,

FOR MANY YEARS, ANYONE ADMINISTERING THE FARNSWORTH D15, LANTHONY DESATURATED OR FARNSWORTH 100 HUE TESTS HAVE COMPLAINED ABOUT HOW PATIENTS CANNOT AVOID TOUCHING THE COLOR DISCS.



CODE: 4540C: - MAGNETIC LANTHONY 15 DESATURATED TEST ,

FOR MANY YEARS, ANYONE ADMINISTERING THE FARNSWORTH D15, LANTHONY DESATURATED OR FARNSWORTH 100 HUE TESTS HAVE COMPLAINED ABOUT HOW PATIENTS CANNOT AVOID TOUCHING THE COLOR DISCS. FURTHER, THE DISCS ARE VERY EASY TO LOSE, RESULTING WITH TEST KITS BECOMING COMPROMISED.



CODE: 4529: - MAGNETIC PEN (SINGLE) FOR MAGNETIC FARNSWORTH TEST


FOR MANY YEARS, ANYONE ADMINISTERING THE FARNSWORTH D15, LANTHONY DESATURATED OR FARNSWORTH 100 HUE TESTS HAVE COMPLAINED ABOUT HOW PATIENTS CANNOT AVOID TOUCHING THE COLOR DISCS. FURTHER, THE DISCS ARE VERY EASY TO LOSE, RESULTING WITH TEST KITS BECOMING COMPROMISED.



PRODUCT DESCRIPTION


CODE: 1770: - MATSUBARA COLOR VISION TEST,

THIS COLOR VISION TEST FOR PEDIATRIC USE PROVIDES 10 PLATES RECOGNIZABLE BY CHILDREN. EACH FIGURE IS EMBEDDED IN ISHIHARA TYPE DOT PATTERNS. THEY CAN BE USED FOR SIMPLE VOICE RECOGNITION OR AS TRACINGS. THE BOOK TESTS FOR RED/GREEN DEFICIENCY. WRITTEN BY DRS. KOJIMA AND MATSUBARA.



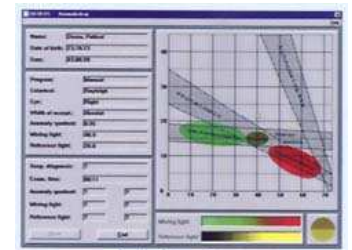
CODE: 4482: - NEITZ TEST KIT COMPLETE (10 TESTS OF EACH TYPE, MA,

THE NEITZ TEST OF COLOR VISION PROVIDES A PRACTICAL METHOD TO SCREEN LARGE GROUPS OF CHILDREN OR ADULTS FOR COLOR VISION DEFICIENCIES.



CODE: 4667: - OCLUS ANOMALOSCOPE LCD CONTROL PANEL,

THE HEIDELBERG MULTI-COLOR (HMC) ANOMALOSCOPE IS A MICROPROCESSOR CONTROLLED DEVICE FOR PRECISION DIAGNOSIS OF COLOR VISION IN THE RED/GREEN SOLD ONLY IN USA.



CODE: 4666: - OCLUS NAGEL ANOMALOSCOPE

THE HEIDELBERG MULTI-COLOR (HMC) ANOMALOSCOPE IS A MICROPROCESSOR CONTROLLED DEVICE FOR PRECISION DIAGNOSIS OF COLOR VISION IN THE RED/GREEN SOLD ONLY IN USA



CODE: 260100: - PEDIATRIC FARNSWORTH D15 DOUBLE BOXED SET,

EXCLUSIVE PEDIATRIC FARNSWORTH D15 DOUBLE BOXED SET ALSO 260160



CODE: 4506R: - ROTH 28 HUE TEST


THE ROTH 28 HUE TEST STUDIES THE CHARACTERISTIC AXIS OF DYSCHROMATOPSIA



PRODUCT DESCRIPTION

2011

CODE: SPP1: - STANDARD PSEUDOISCHROMATIC PLATES FOR CONGENITAL ,
THE SPP1 WAS DEVELOPED IN 1978 TO INCREASE THE DETECTION AND CLASSIFICATION OF SUBJECTS WITH CONGENITAL COLOR VISION DEFECTS



CODE: 17002: - AUTOMATED CONFRONTATION VISUAL FIELD TESTER (ACV),

THE AUTOMATED CONFRONTATION VISUAL FIELD TESTER (ACV) IS AN AUTOMATED LED GROSS CONFRONTATIONAL VISUAL FIELD TESTER. IT IS COST EFFECTIVE, EASY TO USE, FAST (BOTH EYES CAN BE TESTED IN LESS THAN A MINUTE).



CODE: 12301: - 38 MM RED/GREEN MADDOX,

1 RED LENS AND 1 GREEN LENS IS INCLUDED. THE HOLDER IS SOLD SEPARATELY (SEE 8 WELL 38MM LENS HOLDER).



CODE: 15203: - BUTTERFLY FLASHING FIXATION STICK,

FLASHING BUTTERFLY FIXATION STICKS PROVIDE A SERIES OF DETAILED ACCOMMODATION-STIMULATION TARGETS FOR THE YOUNG PATIENT.



PRODUCT DESCRIPTION


CODE: 15176: - COLOR FIXATION STICKS,

COLOR FIXATION STICKS IS ANOTHER TIME SAVING TOOL FOR TESTING OCULAR MOTILITY AND CONFRONTATION VISUAL FIELDS. THE SET INCLUDES FIVE COLORS (WHITE, RED, BLUE, GREEN, YELLOW) FIXATION STICKS AND A HANDY POCKET LEATHER CASE.



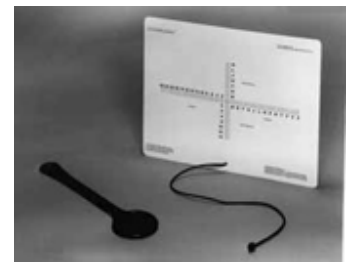
CODE: 15158: - CONFIRMATION RACK,

THE RACKS INCLUDE + AND - LENSES: 0.25, 0.5, 0.75, 1



CODE: 15114: - EYE ALIGNMENT NEAR CARD,

THE EYE ALIGNMENT NEAR CARD (EANC), IS A TEST THAT MEASURES VERTICAL AND HORIZONTAL MUSCLE BALANCE AT NEAR THAT IS EXCELLENT FOR VISION THERAPY.



CODE: 15188: - INDUSTRIAL VISION SCREENING TEST,

THE VISION INDUSTRIAL SCREENING KIT IS FOR TESTING VISION WHEN A PERSON'S ACUITY AND COLOR VISION IS A CRITICAL PART OF THEIR JOB.



CODE: 18116: - LASER FIXATION TARGET,

THIS TIMESAVING FIXATION CEILING TARGET IS FOR CHANGING GAZE DURING INDIRECT OPHTHALMOSCOPE EXAMS AND OTHER TESTING.



PRODUCT DESCRIPTION

CODE: 15154: - OPTO-KINETIC FLAG

OPTOKINETIC FLAG IS USED TO PRODUCE OPTOKINETIC NYSTAGMUS (OKN) PHYSIOLOGIC JERK IN A PATIENT'S EYES.



CODE: 15139: - SIEPSE GLAROMETER,

THIS IS A TARGET-LIKE DEVICE THAT MEASURES AND QUANTIFIES, A REFRACTIVE AND CATARACT PATIENT'S, PREOPERATIVE AND POST-OPERATIVE GLARE.

